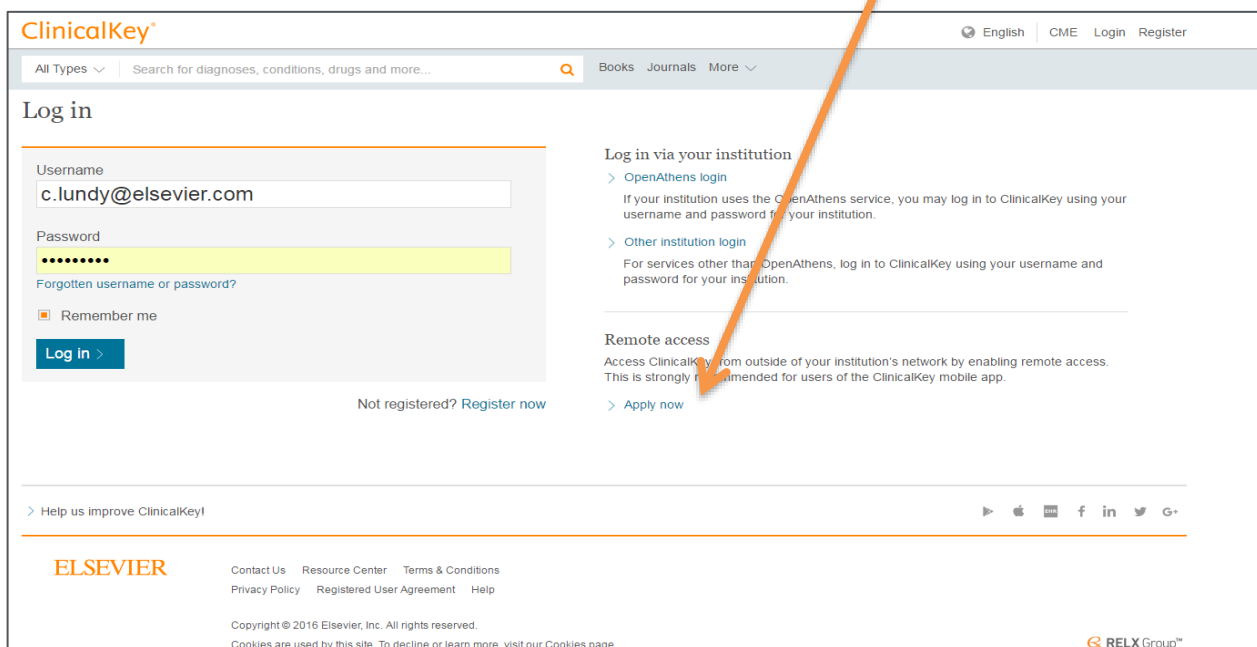
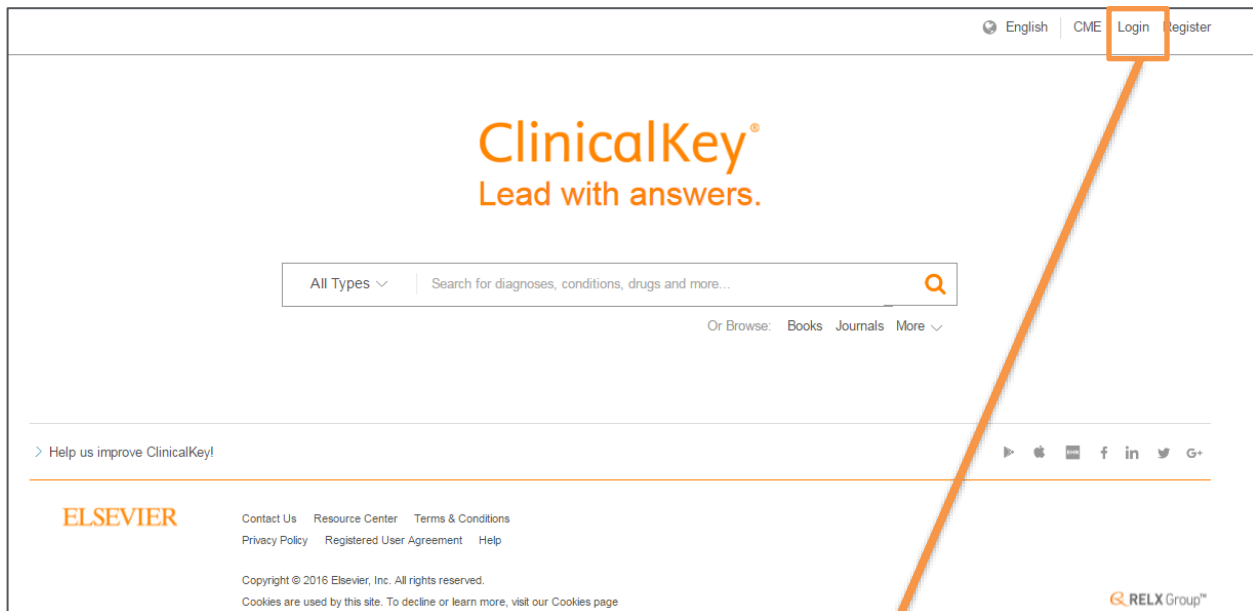


Registering for ClinicalKey Remote Access

Remote access allows you to easily access ClinicalKey when you're not on your institution's network. The instructions below outline how to activate remote access.

1. To activate remote access, click **Login** at the top of ClinicalKey.



If you have any questions or require assistance, click the Help link at the bottom of the ClinicalKey homepage.

2. From the Login page, click the **Apply Now** link.

ClinicalKey® English CME Login Register

All Types ▾ Search for diagnoses, conditions, drugs and more... Q Books Journals More ▾

Log in

Username
c.lundy@elsevier.com

Password
●●●●●●

Forgotten username or password?

Remember me

Log in >

Not registered? Register now

Log in via your institution

> OpenAthens login
If your institution uses the OpenAthens service, you may log in to ClinicalKey using your username and password for your institution.

> Other institution login
For services other than OpenAthens, log in to ClinicalKey using your username and password for your institution.

Remote access

Access ClinicalKey from outside of your institution's network by enabling remote access. This is strongly recommended for users of the ClinicalKey mobile app.

> Apply now

3. Once navigated to the Remote Access Screen, enter your institutional email address.

ClinicalKey® English CME Login Register

All Types ▾ Search for diagnoses, conditions, drugs and more... Q Books Journals More ▾

Apply for remote access

If your institution has Remote Access enabled, this feature will allow you to access ClinicalKey even when you are not on your institution's network.

To begin, please input your institutional email address below. Remote Access is not compatible with a Yahoo, Gmail, or other personal email account. If you do not have an email address associated with your institution, please contact your institution's administrator to obtain remote access.

Email address

Continue >

4. Once you enter your email address, a message will display to look for an email from ClinicalKey that includes the remote access confirmation.

ClinicalKey® English CME Login Register

All Types ▾ Search for diagnoses, conditions, drugs and more... Q Books Journals More ▾

Remote access activation

A confirmation email has been sent to **c.lundy@elsevier.com**. Please click on the link in the email within 60 minutes to activate your remote access.

> Help us improve ClinicalKey!

▶ 🍏 📧 f in 🐦 G+

ELSEVIER

Contact Us Resource Center Terms & Conditions
Privacy Policy Registered User Agreement Help

Copyright © 2016 Elsevier, Inc. All rights reserved.
Cookies are used by this site. To decline or learn more, visit our Cookies page

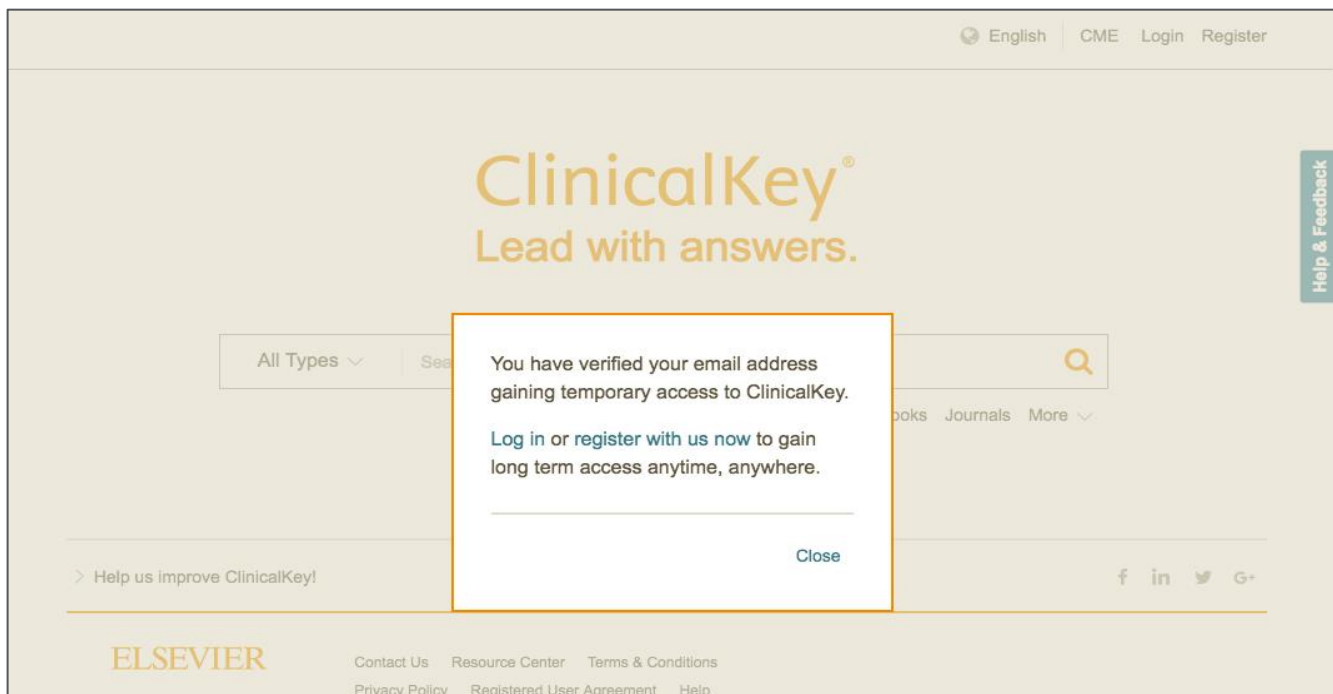
RELX Group™

If you have any questions or require assistance, click the Help link at the bottom of the ClinicalKey homepage.

- When you receive the confirmation email, activate your remote access by clicking on the link available in the email.



- Once you have opened the link, you will be prompted to login with your credentials to gain long term remote access.



Visit www.ClinicalKey.com to start searching and find the answers you need.

If you have any questions or require assistance, click the Help link at the bottom of the ClinicalKey homepage.