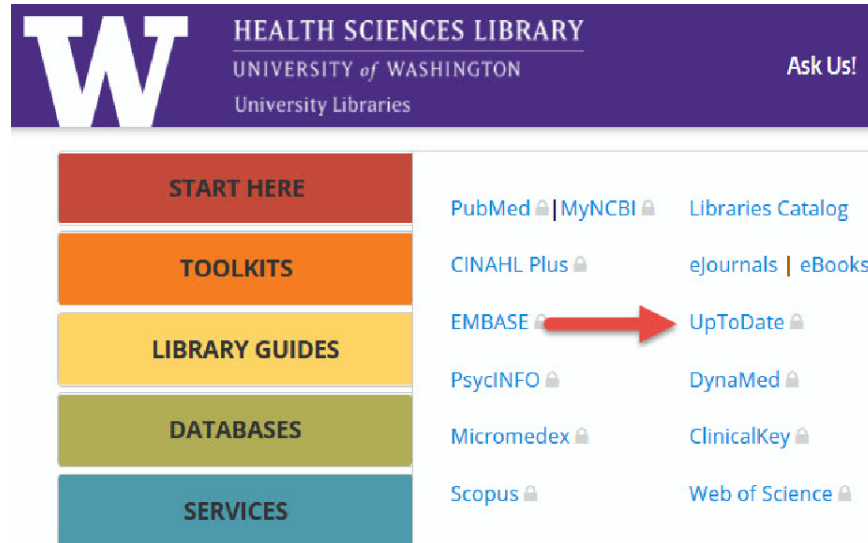


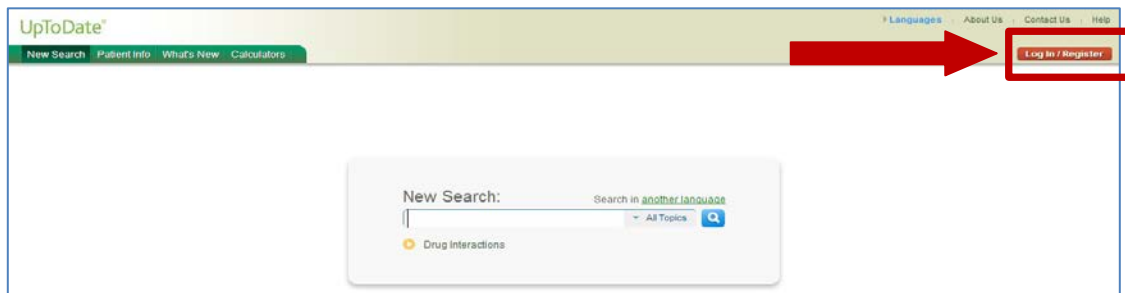
UpToDate[®] Anywhere Access Tip Sheet

Getting Started:

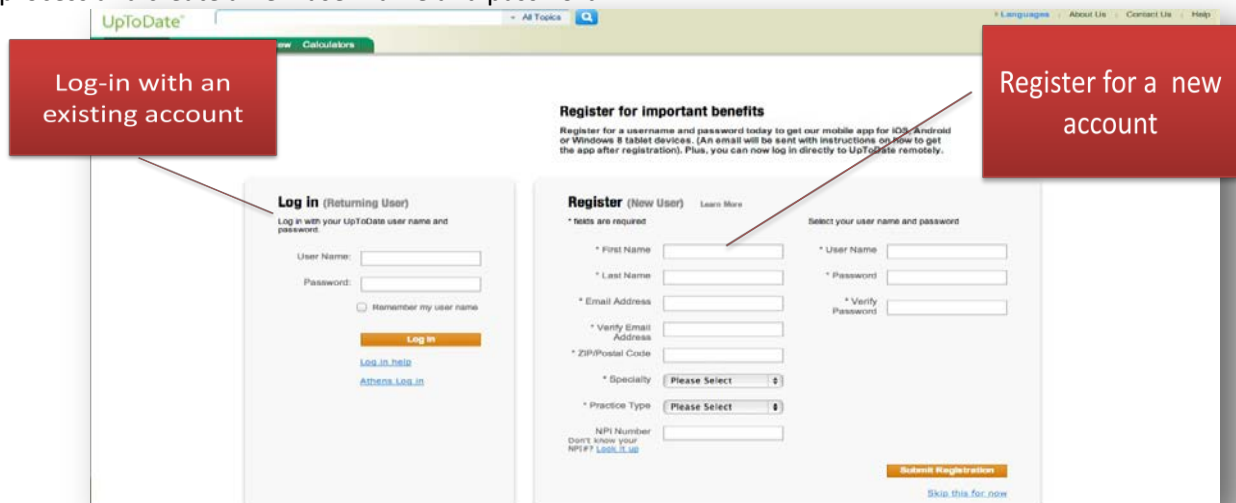
1. Go to the University of Washington Health Sciences Library page hsl.uw.edu
2. Click on the [UpToDate link](#)



3. You will be brought to the UpToDate search page and will be able to Log In/Register as shown below.



4. You can log in with an existing UpToDate user name and password **OR** complete the **one-time registration** process and create a new user name and password.



Reminder: In order to accrue CME *and* have access to the Mobile App, you must register.

Access UpToDate Anywhere

Access UpToDate on Your Mobile Device

1. You **MUST** be a registered UpToDate user. Please see registrations instructions and screenshot in step #4 above.
2. Go to your respective App store, and download the free UpToDate application.
3. Use your **UpToDate Username and Password** created during the registration process to Log In and activate the mobile app. UpToDate is available on IOS, Android and Windows 8 mobile devices.
4. You may Log In to the UpToDate mobile app on up to two (2) different mobile devices.

Access from any Computer

With the username and password that you created during the registration process, you can also now access UpToDate from any computer with internet access by going to www.uptodate.com/online and clicking the “Log In” button located in the top right corner of the website.

90 Day Re-verification Required:

You need to verify affiliation with University of Washington to maintain mobile and remote access. Complete verification once every 90 days by:

Preferred Method

1. Simply use the [UpToDate link](#) via University of Washington Health Sciences Library page hsl.uw.edu at least once every 90 days. This will automatically re-verify your affiliation and you will not receive any re-verification messaging. This method requires no UpToDate log in.
2. Or re-verify by going to UpToDate from a computer or device connected to your organization’s Wi-Fi or VPN network. This method does require you to log in to UpToDate.

In-application & email messaging will inform you of the need to verify affiliation if you have not done so recently. If you fail to re-verify by day 90, you will lose mobile and remote access. To regain access, please complete the re-verification process outlined in steps 1 or 2.

